


ITX-H170TC Mainboard


Product characteristics:

- Intel® 6/7/8/9 Gen i3/i5/i7 CPU
- Support 18*USB(12*USB3.0 interface/ 6*USB2.0 interface)
- Supports 3*HDMI simultaneous stereotypical outputs
- Support 6*serial (1*1Drag4 serial Pin/ 2*serial Pin)




ITX-H170TC Motherboard Specifications

Size	170mm x 170mm
CPU	Intel® 6/7/8/9th i3/i5/i7 CPU
RAM	Support 2*DDR4 2133/2666Mhz
Graphics Display	Intel HD Graphics
BIOS	AMIBIOS 64Mbit Flash
Internal I/O	1*Front panel Pin 3*COM Pin 1*SPEAKT Pin 1*4Pin Power outlet 1*CPU_FAN Pin 2*JSATA Power supply interface 2*SATA Data interface 1*AUTO_P Pin 1*SYS_FAN Pin
Rear I/O	1*DC 12V/19V interface 3*HDMI interface 6*USB2.0 interface 12*USB3.0 interface 2*LAN interface 2*AUDIO Interface (1*LINE OUT、1*MIC)
LAN	1*Realtek 8111E,1Gbps/100Mbps/10Mbps Ethernet Controller
Expansion slot	1*Mini pcie Slot (WIFI) back/ 1*Mini pcie Slot (MSATA) front
Operating System	Windows7/8/10, Linux



1	Front panel Pin
2	Mini pcie slot (MSATA)
3	COM6 Pin
4	COM5 Pin
5	COM1 Pin
6	PCIE slot
7	SPEAKT Pin
8	4Pin Power outlet
9	CPU_FAN Pin
10	DDR4 slot
11	JSATA Power supply interface
12	SATA Data interface
13	SATA Data interface
14	AUTO_P Pin
15	SYS_FAN Pin
16	DC 12V/19V interface
17	USB2.0 interface
18	HDMI interface

19	USB3.0 interface (蓝色+橙色)	21	LAN interface
20	USB2.0 interface	22	AUDIO interface (1*LINE OUT、1*MIC)



23

23	Mini pcie slot (WIFI)
----	-----------------------

ITX-H170TC Mainboard Definition

(1) Front panel Pin

Location	Pin	Definition	Pin	Definition
FP1 (2.54mm)	1	3.3V	2	Power LED
	3	Hard Disk Drive LED	4	GND
	5	Reset Switch	6	Power Switch
	7	GND	8	GND
	9	NC		

(3/4/5) COM Pin

Location	Pin	Definition	Pin	Definition
COM1 (2.54mm)	1	NDCDA	2	NSINA
	3	NSOUTA	4	NDTRA
	5	GND	6	NDSRA
	7	NRTSA	8	NCTSA
	9	NRIA		

Location	Pin	Definition	Pin	Definition
COM36 (2mm)	1	3DCD	2	3SIN
	3	3SOUT	4	3DTR
	5	GND	6	3DSR
	7	3RTS	8	3CTS
	9	3RI	10	NC
	11	4DCD	12	4SIN
	13	4SOUT	14	4DTR
	15	GND	16	4DSR
	17	4RTS	18	4CTS
	19	4RI	20	NC
	21	5DCD	22	5SIN
	23	5SOUT	24	5DTR
	25	GND	26	5DSR
	27	5RTS	28	5CTS
	29	5RI	30	NC
	31	6DCD	32	6SIN
	33	6SOUT	34	6DTR
	35	GND	36	6DSR
	37	6RTS	38	6CTS
39	6RI	40	NC	

Location	Pin	Definition	Pin	Definition
COM2 (2.54mm)	1	2DCD	2	2SIN
	3	2SOUT	4	2DTR
	5	GND	6	2DSR
	7	2RTS	8	2CTS
	9	2RI		

(7) SPEAKT Pin

Location	Pin	Definition
SPEAKT	1	SPKOUT_L-
	2	SPKOUT_L+
	3	SPKOUT_R-
	4	SPKOUT_R+

(9) CPU_FAN Pin

Location	Pin	Definition
CPU_FAN1	1	GND
	2	+12V
	3	FAN_TAC
	4	FAN_CTL

(15) SYS_FAN Pin

Location	Pin	Definition
SYS_FAN	1	GND
	2	+12V
	3	FAN_TAC22
	4	FAN_CTL22