


B76ITXAV10 Mainboard


Product characteristics:

- Intel LGA 1700 Socket: Support 14th Gen/ 13th Gen/12th Gen Series Processors
- Support 10*USB (2*USB2.0 Pin/2*USB3.0 Pin/ 2*USB2.0 interface/3*USB3.0 interface/ 1*TYPE-C interface)
- Support 1*LAN(Realtek 8125; 2.5Gbps/ 1000Mbps/100Mbps/10Mbps Ethernet Controller)




B76ITXAV10 Motherboard Specifications

Size	170mm*170mm
CPU	Intel LGA 1700 Socket: Support 14th Gen/13th Gen/12th Gen Series Processors
RAM	Support DDR4 3200MT/s Max support 64GB
BIOS	AMIBIOS 128Mbit Flash
Internal I/O	1*Front panel Pin 1*SPK Pin 1*FUSB1 Pin(Support 2*USB2.0 interface) 1*USB30_F1 Pin(Support 2*USB3.0 interface) 2*JLED1-2 Pin 1*F_AUDIO Pin 1*8PIN Power outlets 1*CPU_FAN Pin 2*DDR4 Memory slots 1*SYS_FAN Pin 1*24PIN Power outlets 4*SATA Data interface
Rear I/O	2*HDMI interface 1*DP interface 3*USB3.0 interface 1*TYPE-C interface 2*USB2.0 interface 1*LAN interface 3*AUDIO interface (1*LINE IN、1*LINE OUT、1*MIC)
LAN	1*Realtek 8125; 2.5Gbps/1000Mbps/100Mbps/10Mbps Ethernet Controller
Expansion slot	1*M2 SSD1 Slot(PCIE3.0 X4)/1*M2 SSD2 Slot(PCIE4.0 X4) 1*PCIE X16 Slot/1*M.2 WIFI1 Slot
Operating System	Windows10/11, Linux



1	Front panel Pin
2	FUSB1 Pin
3	SPK Pin
4	USB30_F1 Pin
5	M.2 SSD1 slot
6	PCIE X16 slot
7	JLED1-2 Pin
8	F_AUDIO Pin
9	M.2 WIFI1 slot
10	8PIN Power outlets
11	CPU_FAN Pin
12	DDR4 Memory slots
13	SYS_FAN Pin
14	24PIN Power outlets
15	SATA Data interface
16	HDMI interface
17	Purge CMOS
18	HDMI interface
19	DP interface
20	USB3.0 interface
21	USB3.0 interface
22	TYPE-C interface
23	USB2.0 interface

24	LAN interface
25	AUDIO interface (1*LINE IN、1*LINE OUT、1*MIC)



26

26	M.2 SSD2 slot
----	---------------

B76ITXAV10 Mainboard Definition

(1) Front panel Pin

Location	Pin	Definition	Pin	Definition
FP1 (2.54mm)	1	3.3V	2	Power LED
	3	Hard Disk Drive LED	4	GND
	5	Reset Switch	6	Power Switch
	7	GND	8	GND
	9	NC		

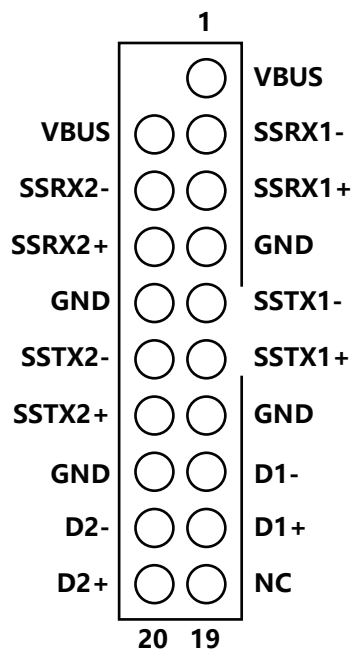
(2) FUSB1 Pin

Location	Pin	Definition	Pin	Definition
FUSB1 (2.54mm)	1	5V_RUN	2	5V_RUN
	3	USB_PN4	4	USB_PN5
	5	USB_PP4	6	USB_PP5
	7	GND	8	GND
	9	NC	10	GND

(3) SPK Pin

Location	Pin	Definition
SPK	1	SPKOUT_L-
	2	SPKOUT_L+
	3	SPKOUT_R-
	4	SPKOUT_R+

(5) USB30_F1 Pin



(11) CPU_FAN Pin

Location	Pin	Definition
CPU_FAN1	1	GND
	2	+12V
	3	FAN_TAC
	4	FAN_CTL

(13) SYS_FAN Pin

Location	Pin	Definition
SYS_FAN	1	GND
	2	+12V
	3	FAN_TAC22
	4	FAN_CTL22